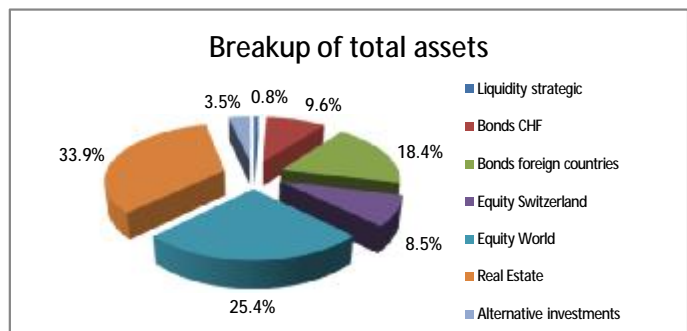
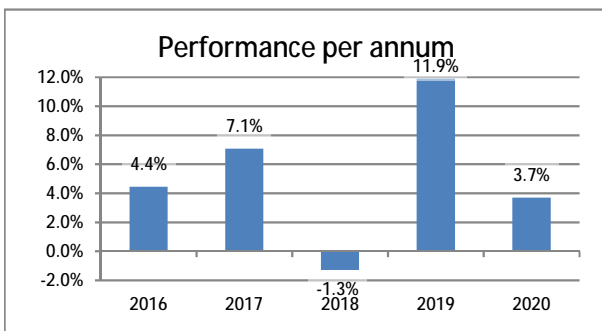


Pensionskasse der C&A Gruppe

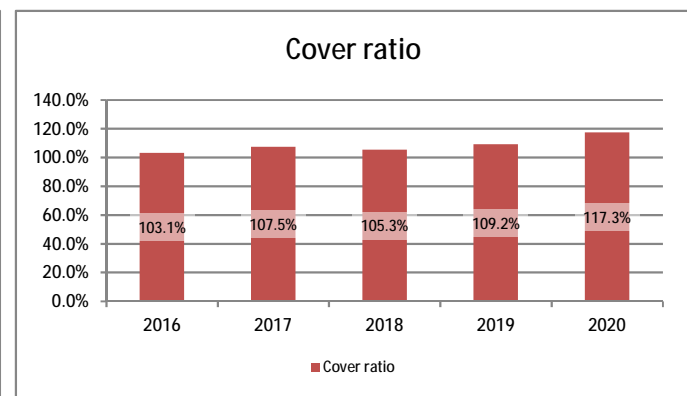
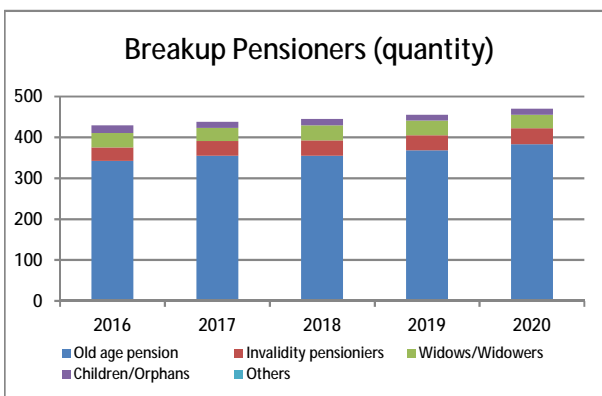
Annual report 2020: Abridged summary

Key data	in CHF	2020	2019
Total assets		335'259'544	324'619'536
Employee contributions		2'718'112	2'368'947
Employer contributions		8'347'663	7'600'023
Pensions benefits		11'112'865	10'824'511
Lump sum payments		9'399'127	2'067'808
Non-committed funds		0	0

	2020	2019
Return total assets	3.7%	11.9%
Cover ratio	117.3%	109.2%
Reserve for fluctuations in asset value in CHF	49'203'133	27'180'105
Nominal amount of the reserve for fluctuations in asset value in CHF	51'871'000	50'009'000
Active participants' liabilities: interest	2.50%	1.00%
Interest in accordance with BVG	1.00%	1.00%
Interest technical	1.50%	1.50%



Pool members	2020	2019
Active participants	1'203	1'333
Pensioners	470	455
Total	1'673	1'788



Pensionskasse der C&A Gruppe
 c/o Libera AG
 Postfach
 4010 Basel
 Tel. 061 205 74 25

Balance Sheet	in CHF	31.12.2020	31.12.2019
Assets			
Liquid and other assets		2'605'085	3'867'244
Securities		319'069'459	307'167'292
Real Estate		13'585'000	13'585'000
Total Assets		335'259'544	324'619'536
Liabilities			
Liabilities and accrued liabilities and Deferred Income		2'061'807	1'782'933
Active participants' liabilities		107'044'562	115'584'261
Pensioners' liabilities		168'142'784	166'884'705
Actuarial reserves		8'807'258	13'187'531
Reserve for fluctuations in asset value		49'203'133	27'180'105
Total liabilities		335'259'544	324'619'536
Operative Account			
	in CHF	2'020	2'019
Regulatory contributions		11'065'775	9'968'970
Employer contribution		12'000'000	0
Entry lump sum transf., purchase amounts and one-time payments		5'259'934	5'360'238
Inflow from contributions and entry lump sum transfers		28'325'710	15'329'209
Regulatory benefits		-20'511'991	-12'892'319
Termination benefits for leavers		-8'588'844	-8'615'487
Withdrawals for encouragement of home ownership / divorce		-104'000	-623'992
Outflow for benefits and withdrawals		-29'204'835	-22'131'798
Increase / decrease in pension liability and actuarial reserves		11'661'893	-16'602'875
Income from insurance benefits		353'012	235'304
Insurance costs		-868'521	-846'904
Net result of insurance activities		10'267'259	-24'017'065
Net return on investments		12'191'226	36'937'378
Other income		203	1'578
Administration expenses		-435'661	-517'771
Expenses / Income surplus before reducing / increasing reserves for fluctuations in asset value		22'023'028	12'404'120
Increasing in reserves for fluctuations in asset value		-22'023'028	-12'404'120
Expenses / Income surplus		0	0

Information of company bodies (due date 31.12.2020)

Foundation Council		Investment committee
Employer representatives	Employees' representatives	Christian Wigger
Willi Rohner, President	Christian Wigger, Vice-President	Nicolas Jaeggi
Nicolas Jaeggi	Sandra Merkert	Markus Barili
Daniel Dubach	Robert Fischer	Adriaan Floor
		Reto Meier
		Sandro Venetz
Administration	field	Supervisory authority
Libera AG, Basel	Libera AG, Basel	Zentralschweizer BVG- und Stiftungsaufsicht, Luzern

Auditors

Ernst & Young AG, Zürich

The detailed annual report is binding. You may find it published on our webpage www.pkca.ch