Pensionskasse der C&A Gruppe

Annual report 2014: Abridged summary

Key data		2014	2013
Portion of investments	CHF	212'943'413	203'005'210
Employer contributions	CHF	2'972'573	2'847'800
Employee contributions	CHF	2'475'787	2'371'700
Pensions benefits	CHF	9'997'785	9'558'054
Lump sum payments	CHF	1'619'814	937'024
Non-committed funds	CHF	0	0

		2014		2013	
Return on total assets		7.0%		4.8%	
Coverage ratio		105.6%		100.3%	
Reserve for fluctuations in asset value	CHF	11'457'891	36.6%	666'216	2.4%
Target reserve for fluctuations in asset value	CHF	31'345'000	100%	27'711'000	100%
Target reserve for fluctuations in asset value in percent of the assets		15%		14%	
Interest rate on active participants' liabilities		1.75%		1.50%	
Discount rate		3.0%		3.0%	
Interest rate in accordance with BVG		1.75%		1.50%	

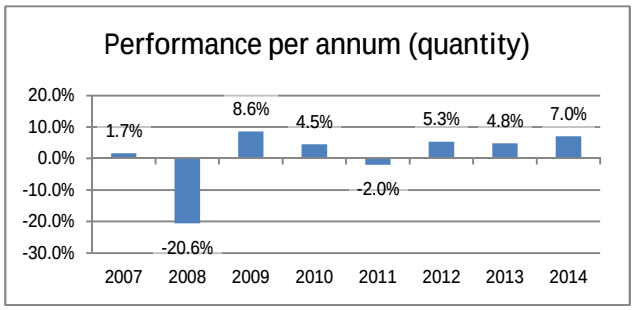

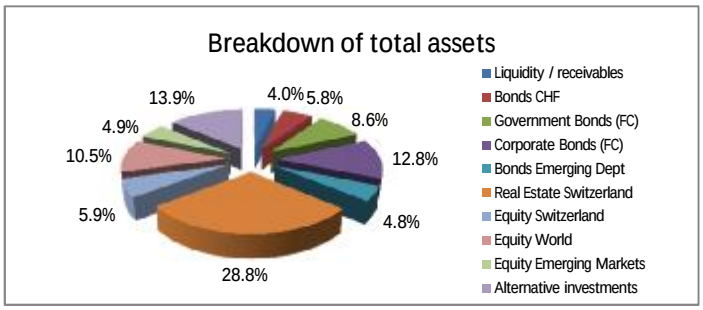

Pool members	2014	2013
Active participants	1'335	1'256
Pensioners	414	407
Total	1'749	1'663

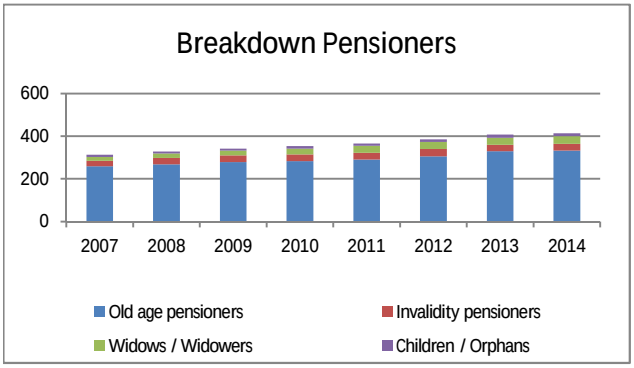

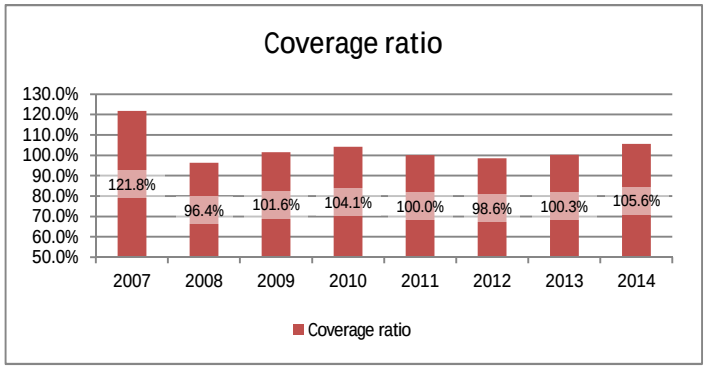

Pensionskasse der C&A Gruppe
c/o Libera AG
Postfach
8032 Zürich
Tel. 043 817 00 00
Fax. 043 817 90 00

Balance Sheet	in CHF	31.12.2014	31.12.2013
Assets			
Liquidity and other assets		11'339'169	65'647'899
Securities		185'454'507	116'576'295
Real Estate		79'577'485	72'917'990
Total Assets		**276'371'162**	**255'142'184**
Liabilities			
Liabilities, accrued liabilities and deferred income		60'625'338	50'656'586
Employer contribution reserves		506'549	506'549
Active participants' liabilities		68'391'904	65'079'534
Pensioners' liabilities		122'894'998	124'198'950
Actuarial reserves		12'494'481	14'034'350
Reserve for fluctuations in asset value		11'457'891	666'216
Non-committed funds		0	0
Total liabilities		**276'371'162**	**255'142'184**

Operative Account	in CHF	2014	2013
Regulatory contributions		5'448'360	5'219'500
Entry lump sum transfers, purchase amounts und one-time payments		6'147'534	2'760'502
Inflow from contributions and entry lump sum transfers		**11'595'894**	**7'980'002**
Regulatory benefits		-11'617'599	-10'495'077
Termination benefits for leavers		-3'261'949	-4'326'024
Withdrawals for encouragement of home ownership / divorce		-202'870	-55'000
Outflow for benefits and withdrawals		**-15'082'418**	**-14'876'101**
Decrease in pension liability and actuarial reserves		-468'549	-3'529'683
Insurance cost		-622'601	-131'464
Net result of insurance activities		**-4'577'675**	**-10'557'245**
Net return on investments		14'890'499	9'788'272
Other income		976'202	4'821'887
Other expenses		0	-21'938
Administration expenses		-497'352	-494'863
Expenses / Income surplus before reducing reserves for fluctuations in asset value		**10'791'675**	**3'536'113**
Increases / Decreases in reserves for fluctuations in asset value		-10'791'675	-666'216
Income / Expenses surplus		**0**	**2'869'897**

Information of company bodies (due date 31.12.2014)

Foundation Board		Investment Committee
Employer representatives	**Employees' representatives**	Willi Rohner
Willi Rohner, *Président*	Marcel Würsch, *Vice-Président*	Nicolas Jaeggi
Nicolas Jaeggi	Renate Bürgler	Marcel Würsch
Armin Braun	Peter Gadient	

Administration	Auditors	Supervisory Authority
Libera AG, Basel	Treureva AG, Zürich	Zentralschweizer BVG- und Stiftungsaufsicht, Luzern

Pension Actuary	Investment Controller
Libera AG, Basel, Dr. Alexander Eusebio	Profond, Thalwil

The extended version of the annual report is binding. You may find it published on our webpage www.pkca.ch